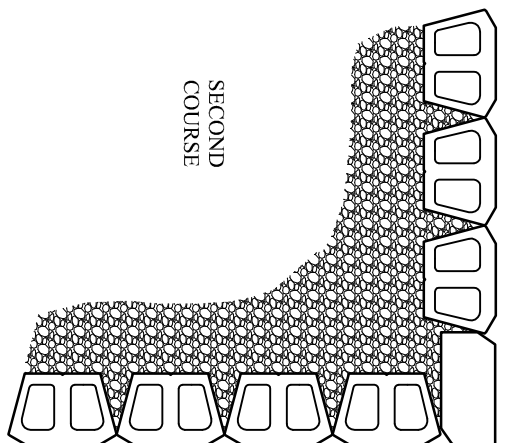
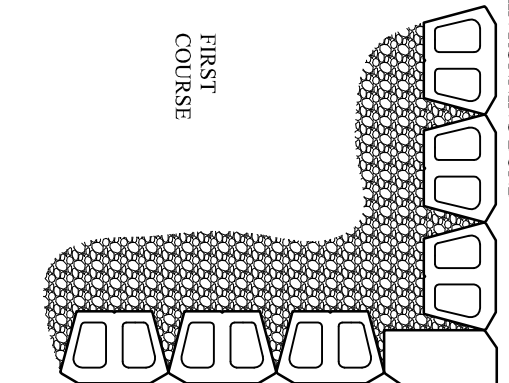
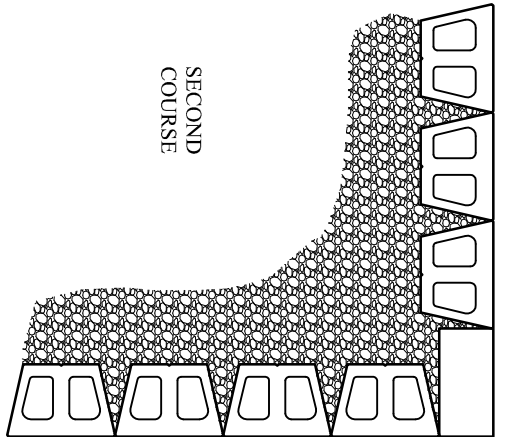
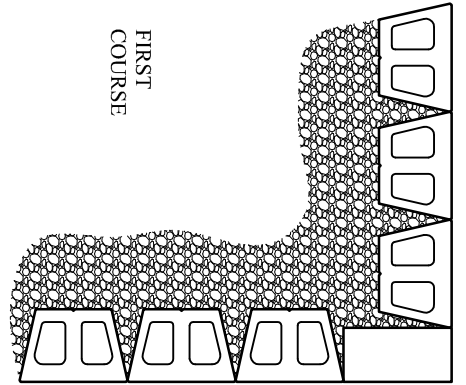

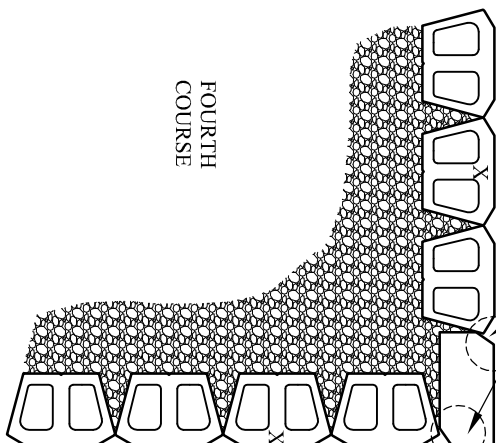
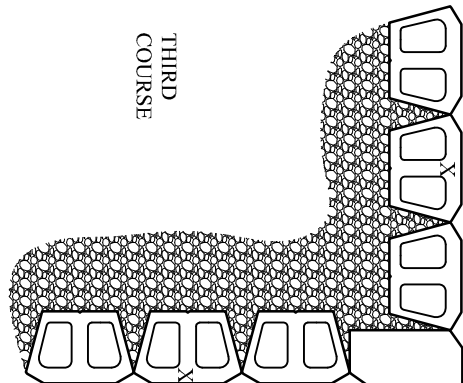
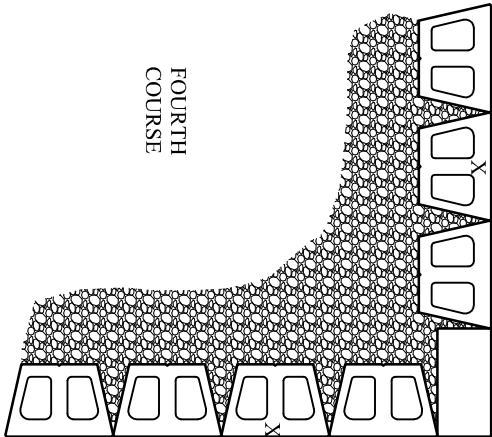
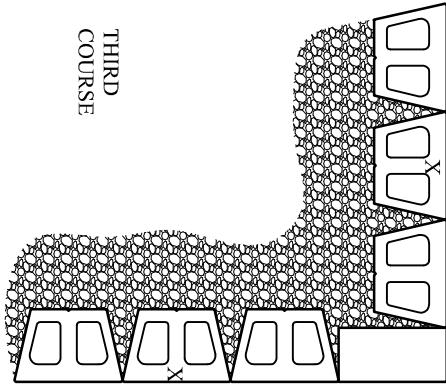


NOTE: USE ADHESIVE ON EXPOSED PARTIAL UNITS CUT UNITS (X) TO MAINTAIN RUNNING BOND



SPLIT/REMOVE CORNER TO MATCH



DIAMOND PRO® CORNER UNIT

STRAIGHT UNITS



DIAMOND PRO® CORNER UNIT

BEVELED UNITS



ANCHOR
BUILD SOMETHING BEAUTIFUL

Anchor Wall Engineering, LLC
5959 Baker Road, Suite 390
Mimnetonka, MN 55345

These graphic representations are intended for preliminary design purposes only and are not to be used for construction without the signature of a registered professional engineer.

©2008 Anchor Wall Engineering, LLC
® and ™ Anchor Wall Systems, Inc.

Drawn By: AWE

Date: 3/18/2008

Scale: 3/8"=1'-0"

Drawing Title:

Diamond Pro® Retaining Wall System
90-Degree Outside Corner Detail

Project Information:

Typical Retaining Wall Details
www.anchorwall.com