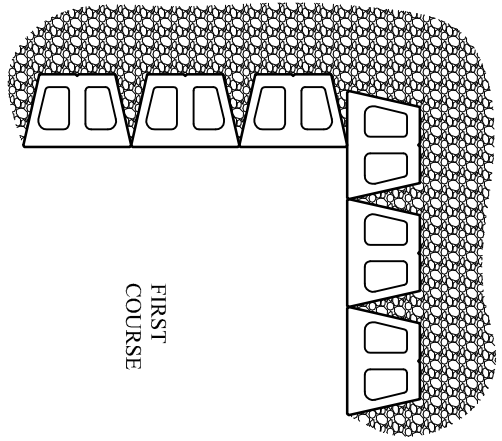
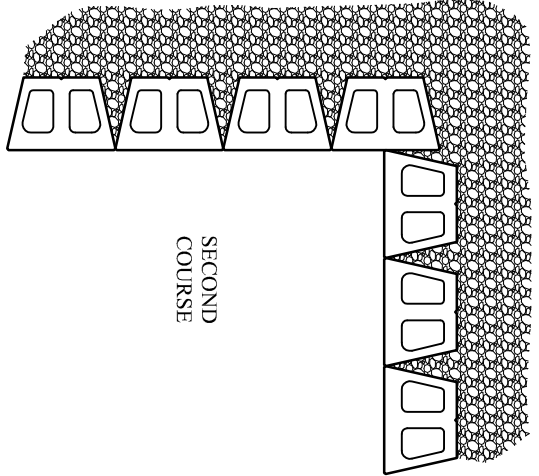


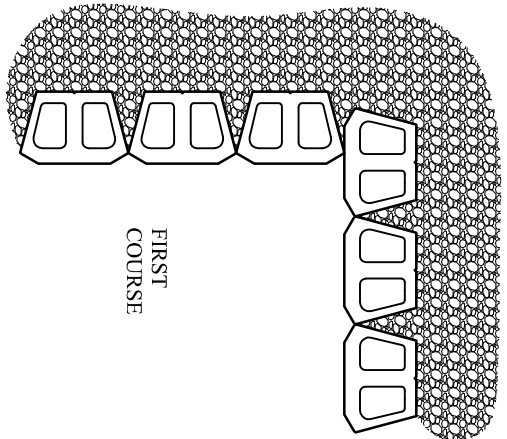
NOTE: USE ADHESIVE ON EXPOSED PARTIAL UNITS
CUT UNITS (X) TO MAINTAIN RUNNING BOND



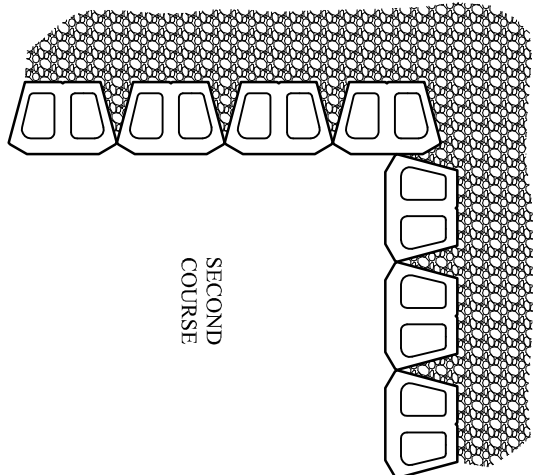
FIRST COURSE



SECOND COURSE

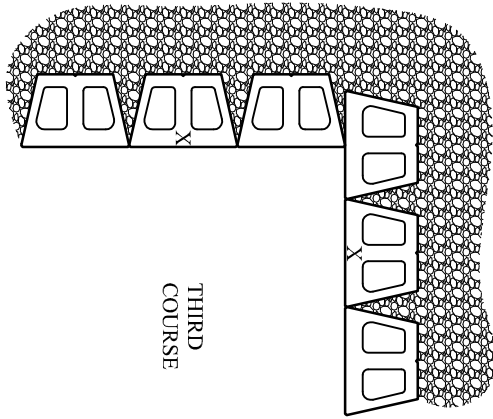


FIRST COURSE

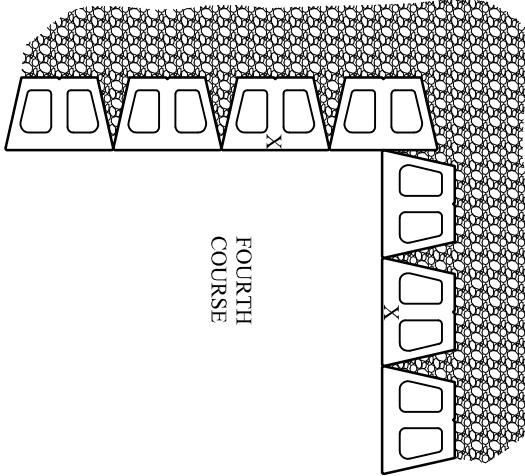


SECOND COURSE

NOTE: USE ADHESIVE ON EXPOSED PARTIAL UNITS
CUT UNITS (X) TO MAINTAIN RUNNING BOND

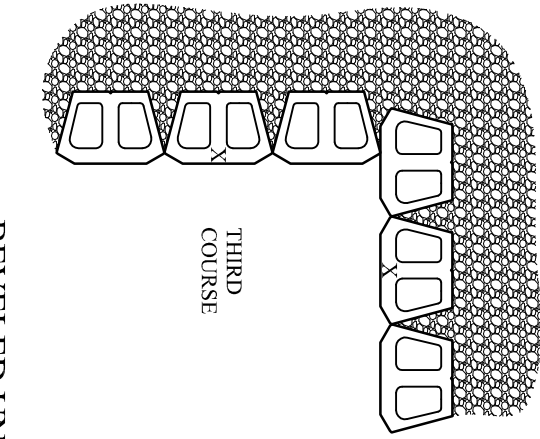


THIRD COURSE

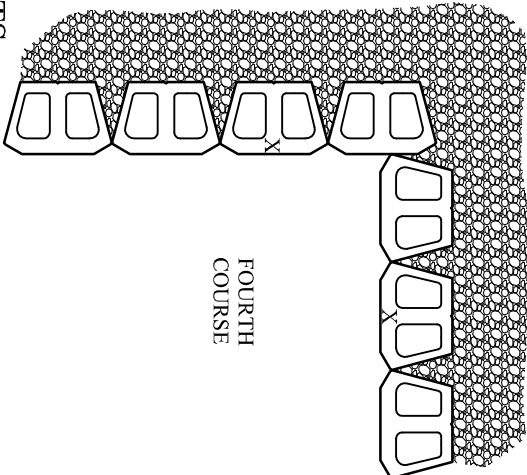


FOURTH COURSE

STRAIGHT UNITS



THIRD COURSE



FOURTH COURSE

BEVELED UNITS



ANCHORTM
BUILD SOMETHING BEAUTIFUL

Anchor Wall Engineering, LLC
5959 Baker Road, Suite 390
Mimnetonka, MN 55345

These graphic representations are intended for preliminary design purposes only and are not to be used for construction without the signature of a registered professional engineer.

©2008 Anchor Wall Engineering, LLC
® and TM Anchor Wall Systems, Inc.

Drawn By: AWE

Date: 3/18/2008

Scale: 3/8"=1'-0"

Drawing Title:

Diamond Pro[®] Retaining Wall System
90-Degree Inside Corner Detail

Project Information:

Typical Retaining Wall Details
www.anchorwall.com